

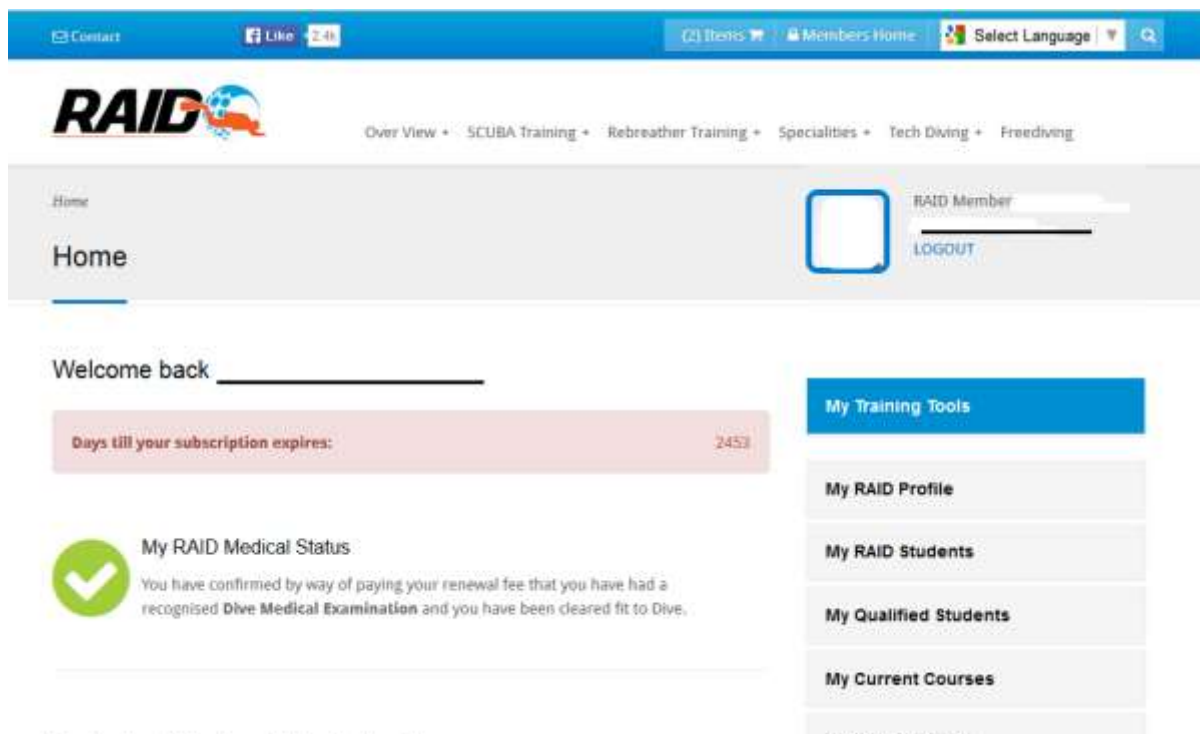
## RAID STUDENT GUIDELINES

**NOTE:** Internet Settings: Please ensure you have set up your internet settings not to store data cache and history and *check for newer versions of stored pages – every time you visit the web page.* This ensures you get the latest web page. If you do not do this, you may have issues viewing the web site and not seeing the latest web page changes or latest up-dated page. See Internet Settings for PC.

This is for the guidance for persons who have registered and would like confirmation of the procedures to follow, it may not be totally comprehensive, but this covers a considerable amount. Your Login may be used for just one course or many courses over any time from beginner to the Instructor levels. Once you are registered this is your Login for all your RAID training for years to come.

So you are now logged in to your personal RAID Training page – welcome!

First, your HOME page



The screenshot shows the RAID website interface. At the top, there is a navigation bar with links for 'Contact', 'Like' (with a count of 246), 'Items', 'Members Home', and 'Select Language'. Below this is the RAID logo and a breadcrumb trail: 'Over View > SCUBA Training > Rebreather Training > Specialities > Tech Diving > Freediving'. The main content area is titled 'Home' and features a 'Welcome back' message followed by a red box indicating 'Days till your subscription expires: 2453'. A green checkmark icon is next to the 'My RAID Medical Status' section, which states: 'You have confirmed by way of paying your renewal fee that you have had a recognised Dive Medical Examination and you have been cleared fit to Dive.' To the right, there is a 'My Training Tools' sidebar with links for 'My RAID Profile', 'My RAID Students', 'My Qualified Students', and 'My Current Courses'. A 'RAID Member' profile picture placeholder and a 'LOGOUT' button are also visible.

If you answered YES to any of the medical questions when you were registering, then you will have this, instead of a GREEN pass.



### My RAID Medical Status


Please consult a registered diving doctor! The answers that you provided in the medical questionnaire indicate that you have not met the minimum health requirements for our courses.

Before you may start any in-water training you will need to pass a diving medical. It must be noted even after passing a diving medical there is no way to expunge / change this medical status in the records. The reason? Any future training completed through RAID your future

RAID Dive Centre and Instructor will be aware of any potential problems and will need to see the relevant clearance. This is for everyone's safety!

We continue - Scroll down the page

### My Dive Centre



**You need to appoint a dive centre as soon as possible!**

You have not yet appointed a dive centre to do the in-water training and final sign-off of your chosen RAID training course(s). [CLICK HERE TO DO THIS NOW!](#)

### My Current Training Courses

There are currently no dive courses listed for your profile. Please visit our [ONLINE STORE](#) to purchase a course and begin your E-training experience with us.

[My Homepage](#)

[RAID ONLINE STORE](#)


[Choose A RAID Dive Centre](#)

#### Looking for a dive centre?

If you would like to preview details for a RAID affiliated dive centre near you, please select your country from the drop down menu below.

And you will see “My Dive Centre”. Ensure you appoint the Dive Centre you have decided to do your training with; select the country and then the Dive Centre, click and the centre is appointed. When you do this the Dive Centre will receive an e-mail telling them of your choice and they will see your name in their list of students.

#### Select & Save A Dive Centre To Your Profile

 NOTE: Only renewed Dive Centres will be shown here. If the RAID affiliated Dive Centre you wish to appoint is not shown, then please contact the Dive Centre Management to assist you, as they may have forgotten to renew their RAID subscription.

Choose your country:

Choose a dive centre:

[Update my dive centre](#)

All RAID training is through RAID Dive Centres.

Dive courses may be purchased or to “Look See” directly through the RAID ONLINE STORE.

Alternatively the Dive Centre will credit a course for you. Once you have the course/s you will be able to find them all in your HOME page login.

See “My Current Training Courses” example.

## My Current Training Courses

### Purchased Courses

You can review basic course information as well as pre-requisites for the course by clicking on the COURSE NAME below. Expiry date, average academic score and course status also appear below under the columns provided. You can click on GO TO COURSE to open training or on COMPLETED to view the training history for it.

Course Name	Expires In	Score	Status
<a href="#">Open Water 20 (level 1)</a>	70 Days	70%	<a href="#">Goto Course</a>

The Score percentage is the over-all score, based on all your pass marks. Simply click on "Goto Course" to get to the training page!

◀ Go back

Info: 9 Modules, Multiple-choice quizzes. To view your training progress, module overview or other information pertaining to any of these modules, simply click on the module name below.  
PLEASE NOTE: You can only review your answers once a quiz has been passed by clicking the view button in the module information panel which appears when you have clicked on the module name below.

Diving in general	<input checked="" type="checkbox"/>	Manual	Quiz passed
Environment	<input checked="" type="checkbox"/>	Manual	Quiz passed
Equipment	<input checked="" type="checkbox"/>	Manual	Quiz passed
Physics	<input checked="" type="checkbox"/>	Manual	Quiz passed
Physiology	<input checked="" type="checkbox"/>	Manual	Quiz passed
Rescue	<input checked="" type="checkbox"/>	Manual	Quiz passed
Management	<input checked="" type="checkbox"/>	Manual	Quiz passed
Confined water training	<input checked="" type="checkbox"/>	Manual	Quiz passed
Open water training	<input checked="" type="checkbox"/>	Manual	Quiz passed

**My training tools**

- [My RAID Profile](#)
- [My Current Courses](#)
- [My Dive Logbook](#)
- [My Documents](#)
- [My Homepage](#)
- [RAID ONLINE STORE](#)

**Choose A RAID Dive Centre**

Looking for a dive centre?

If you would like to preview details for a RAID affiliated dive centre near you, please select your country from the drop down menu below

Training PDF Manuals may be downloaded and you really do need to read the manual/s in order to pass the Quick Quiz!

NB: You have 10 chances to pass, after which the section is locked and only the Dive Centre admin or the appointed Instructor can unlock for another attempt! So be warned!!

All Quick Quiz need to be passed before the Exam and in-water training is unlocked.

Open Water 20 (level 1)Exam	<input checked="" type="checkbox"/>	-	Exam Passed
-----------------------------	-------------------------------------	---	-------------

**Info:** This area can only be completed once you have passed both your Quick Quizzes and Exam.

Confined Water or Pool	<input type="checkbox"/> <input type="checkbox"/>	-	Skill Sign-off
Open Water	<input type="checkbox"/> <input type="checkbox"/>	-	Skill Sign-off

[Go back](#)

There are two *sign off* boxes here. Your RAID Instructor has to first sign to confirm you have mastered all the in water training skills after practical training. Following which you need to counter sign.

**NB:** If you are not happy about anything there is no need for you to sign off. If you believe that you need more practical training then tell the Dive Centre or your Instructor – remember you only sign if you feel you have mastered the skills. RAID wants you to be a comfortable, safe and competent diver. If you sign here that you have mastered the skills you are accepting responsibility for such. RAID has given you the power to say no and get more training if you believe you need it. The cost to do this is between the Dive Centre and yourself, not RAID.

RAID is providing you the ability to control your training. The power to move on is in your hands!

## “My Training Tools”

Left click on “My Profile” and click on the drop down “My Personal Profile” to check that your personal details are correct.

To change your personal details, click on “Update My Personal Info”.

Please ensure you add an ID FACE only (no shoulders, sunglasses, hat etc.), because this will be the photo printed on your E-card following certification.

**NOTE:** You may change your pass word - please keep your pass word safe – change it every few months. The safety of your pass word is your responsibility only!

“View or Change My Dive Centre” and appoint your chosen Dive Centre. To do this first choose the country and then the Dive Centre. You can only appoint Dive Centres who are currently active with RAID. Non active Dive Centres are not displayed.

The appointment of a Dive Centre is very important.

It allows the Dive Centre to appoint an Instructor to complete your training.

## My Training Tools

### My RAID Profile

- > My Personal Info
- > Update My Personal Info
- > Change My RAID Password
- > View Or Change My Divecentre

### My Current Courses

### My Dive Logbook

### My Documents

### My Homepage

### RAID ONLINE STORE

This allows the Instructor to view and monitor your academic progress in real time; View results of the Quick Quiz or exam. If you have any problem and you wish to discuss with your Instructor or Dive Centre they can immediately see where and why you have problems from your results and help you. It is your responsibility to discuss any questions with your RAID Instructor and tell them about issues you may have before in-water training starts. They can only make a safe judgement when they are fully aware.

**NOTE:** Registered Dive Centres are listed on the main home page (before you login) when you search for a RAID Dive Centre, but this does not mean they are active (renewed). Only renewed active paid up Dive Centres will be listed for you to appoint. This helps to protect you, ensuring that the active RAID Dive Centres are providing RAID courses.

My Current Courses – click here and you will find all your live current courses. Once you are qualified/certified you can generate your own PDF - E-card to download to your mobile device.

**NOTE:** Only on-line certification/status is valid. Certification cards (E-cards) are issued as recognition of certification and not confirmation. Any tampering of the E-card is viewed as fraud.

## Purchased courses

You can review basic course information as well as pre-requisites for the course by clicking on the COURSE NAME below. Expiry date, average academic score and course status also appear below under the columns provided. You can click on GO TO COURSE to open training or on COMPLETED to view the training history for it.

Course Name	Expires In	Score	Status	E-Card
<a href="#">Open Circuit Try Dive</a>	184	0%	<a href="#">Goto Course</a>	X

My Dive Logbook – the RAID online logbook is an integral part of the RAID training. The online logbook is a means by which to help our Quality Control to check you completed the relevant dives and depths appropriate for the course completed. Further the online Logbook can also be used to prove your diving experience without the need to carry around a paper version.

We have some great plans for our Advanced Logbook which we are developing as we write this, so keep posted!

My Documents – in here you will find a whole host of information including the latest RAID General Diving Standards. If you are not sure about anything Standard related check these out, they are updated regularly, so ensure you have the latest!

My Homepage – click on here will take you back to your login HOME page.

RAID Online Store – click on here will provide a list of training offered per section and each section provides a list of courses available.

The online STORE offers two means of payment. The first is credit card – ensure your bank has allowed online internet purchases with your card. Internet security is on the increase and many banks require you to get authorisation for online purchases these days (3D security credit cards etc...). The second option for payment is via PayPal, which for those of you who know about PayPal payments, makes life very simple!

When you purchase a course or a course is provided as a credit: -

*NOTE: Ensure you meet the prerequisites for the course, failure to meet these may prevent you from completing and certifying within 6 months. There will be NO REFUND whatsoever if, for whatever reason, whether foreseen or unforeseen, you do not certify within the 6 months allowed, from the time you make the purchase. If for any reason you do not meet the prerequisites or you are not be able to complete and certify within the 6 months then do not purchase this course.*

The courses are only open / valid for 6 months – if they expire and you are not certified within six months from the date of purchase, you will have to purchase the course again and start all over again. So once you get the course ensure you get certified within 6 months!

## PRACTICAL

The “Practical” section where the in-water skills that are to be done/completed are detailed for confined and open water training. Click on the skills for confined or open water and you will find a detailed list of skills and the requirements.

To complete the practical, you have to have appointed an active RAID Dive Centre. The Dive Centre has to have appointed a RAID Instructor to teach you the practical skills.

Following the (underwater) training, the Instructor appointed by the Dive Centre must sign off the skills and confirm your mastery after they have finished teaching you.

If you are comfortable and believe you have mastered the skills you may sign off the skills mastered.

Once both you and the Instructor have confirmed completion and signed confirmation of mastery, and only then, can the RAID Dive Centre that you have appointed complete your certification.

The RAID Instructor signs to say you have mastered the skills, you confirm and the RAID Dive Centre completes your certification.

At any time during your training you can appoint another RAID Dive Centre and all your progress up to the time you change will be transferred to the new appointed RAID Dive Centre. You lose nothing.

The new Dive Centre and the new Instructor can continue directly from where you are up to.

Once a RAID certified diver, you can login at any time thereafter and view the latest training manuals for the course you successfully completed or even purchase a new programme and start another course.

Confirmation of your certification can be viewed by any RAID Dive Centre world-wide by simply searching for you by family name or e-mail address.